

Scaled data based on original data using
LM-79-08 Approved Method: Electrical and Photometric Measurements of Solid-
State Lighting Products

Test Report Prepared for
Cooper Lighting Solutions
(formerly Eaton)

Brand: McGRAW-EDISON

Report Number: P385487

Luminaire Tested: **GWC-SA1A-740-U-RW**

Issue Date: 3/3/2020

Test Information

Test Method: LM-79-08
Report Number: P385487
TEST IS SCALED FROM IESNA LM-79-08 TEST DATA (G2-1903-205-7)
Test Lab: INNOVATION CENTER
Issue Date: 3/3/2020
Manufacturer: COOPER LIGHTING SOLUTIONS (FORMERLY EATON)
Product Line: MCGRAW-EDISON
Catalog Number: GWC-SA1A-740-U-RW
Description: GALLEON WALL LUMINAIRE
(1) 70 CRI, 4000K, 615mA LIGHTSQUARE WITH 16 LEDS AND RECTANGULAR WIDE OPTICS
Light Source: -
Ballast/Driver: ELECTRONIC DRIVER

Summary

Lumens per Lamp: N/A
Luminaire Lumens: 5087 lumens
Efficiency: N/A
Efficacy: 149.6 lumens/watt
Luminous Opening: Rectangular (W 0.5' x L: 0.5' x H: 0')
IES Classification: Type III - Short
BUG Rating: B2 - U0 - G2

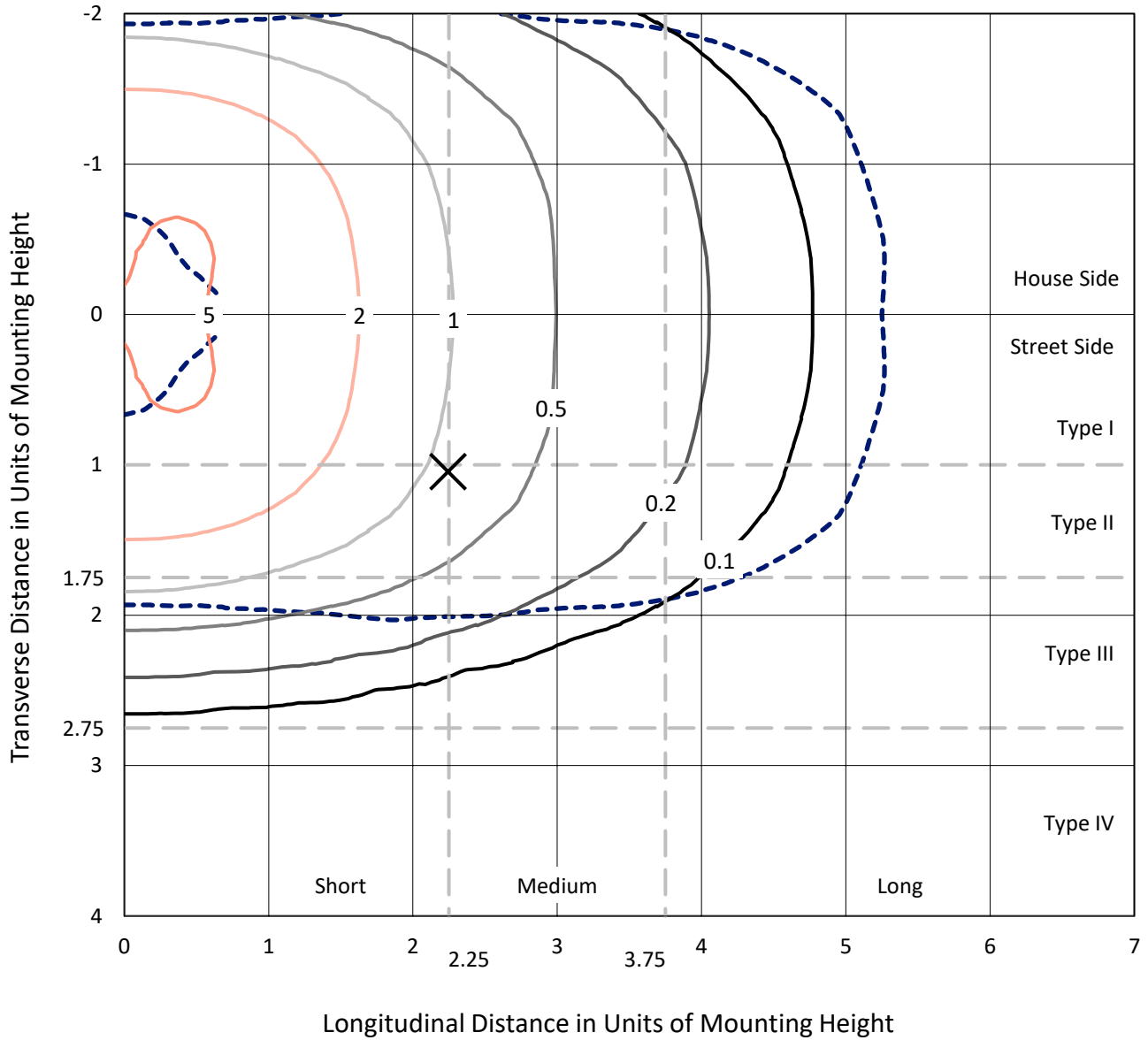
Input Watts (W): 34
Input Voltage (V): NR
Input Current (Ain): NR
Voltage Rise (V): NR
Power Factor: NR
Total Harmonic Distortion (THDi): NR
Frequency (hertz): 60
Stabilization Time: NR
Operation Time: NR
Ambient Temperature (°C): NR
Test Distance: 24 FT



REPORT NUMBER: P385487
 CATALOG NUMBER: GWC-SA1A-740-U-RW

Iso-Footcandle Lines of Horizontal Illumination

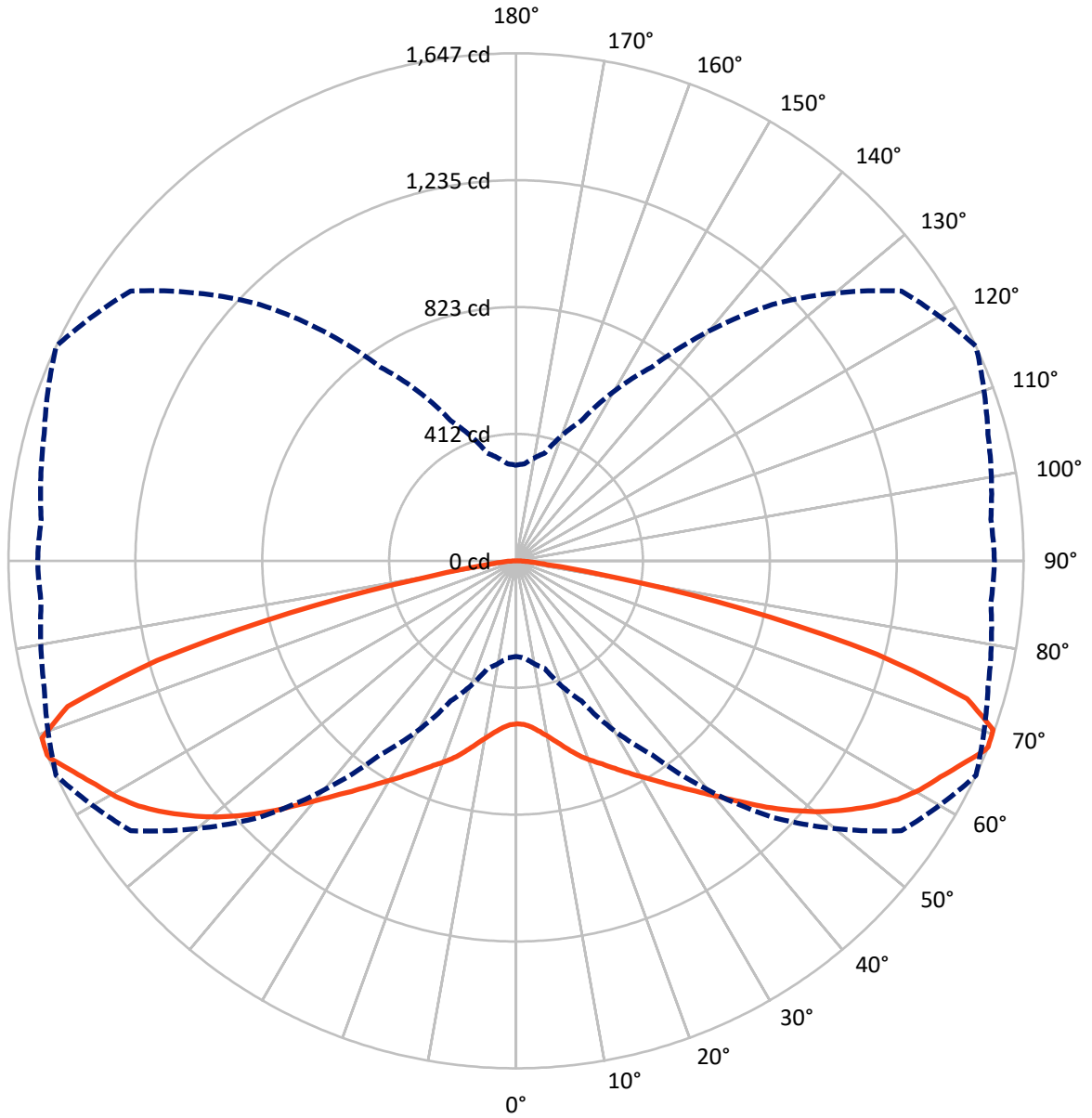
✕ Max cd
 - - - 1/2 Max cd



Based on 10 foot mounting height. Maximum calculated value = 6 fc
 Type III - Short - N/A

REPORT NUMBER: P385487
CATALOG NUMBER: GWC-SA1A-740-U-RW

Luminous Intensity Polar Plot



— Vertical Plane Through 65-Deg Lateral - - - Horizontal Cone Through 68-Deg Vertical

REPORT NUMBER: P385487

CATALOG NUMBER: GWC-SA1A-740-U-RW

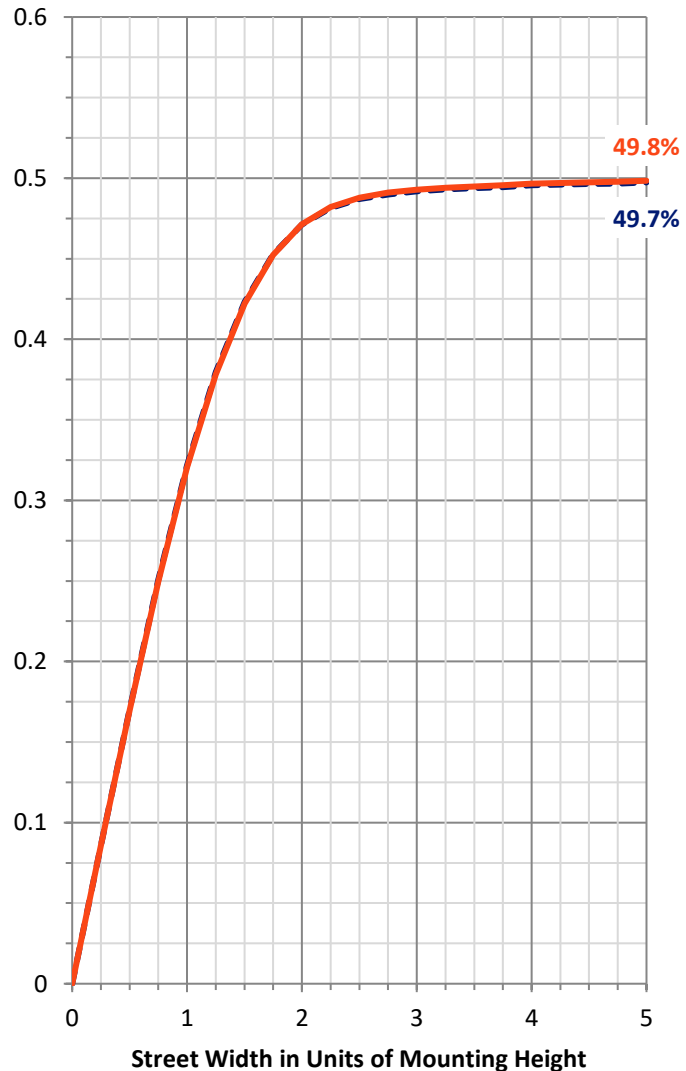
FLUX DISTRIBUTION:

		Downward	Upward	Total
House Side	Lumens	2543.5	0.0	2543.5
	% Fixture	50.0	0.0	50.0
Street Side	Lumens	2543.5	0.0	2543.5
	% Fixture	50.0	0.0	50.0
Total	Lumens	5087.0	0.0	5087.0
	% Fixture	100.0	0.0	100.0

ZONAL LUMENS:

Zone	Lumens	% Fixture
0°-10°	51.8	1.0
10°-20°	173.4	3.4
20°-30°	338.1	6.6
30°-40°	568.0	11.2
40°-50°	894.9	17.6
50°-60°	1196.8	23.5
60°-70°	1163.4	22.9
70°-80°	636.0	12.5
80°-90°	64.7	1.3
90°-100°	0.0	0.0
100°-110°	0.0	0.0
110°-120°	0.0	0.0
120°-130°	0.0	0.0
130°-140°	0.0	0.0
140°-150°	0.0	0.0
150°-160°	0.0	0.0
160°-170°	0.0	0.0
170°-180°	0.0	0.0
0°-90°	5087.0	100.0
0°-180°	5087.0	100.0

Coefficient of Utilization



REPORT NUMBER: P385487

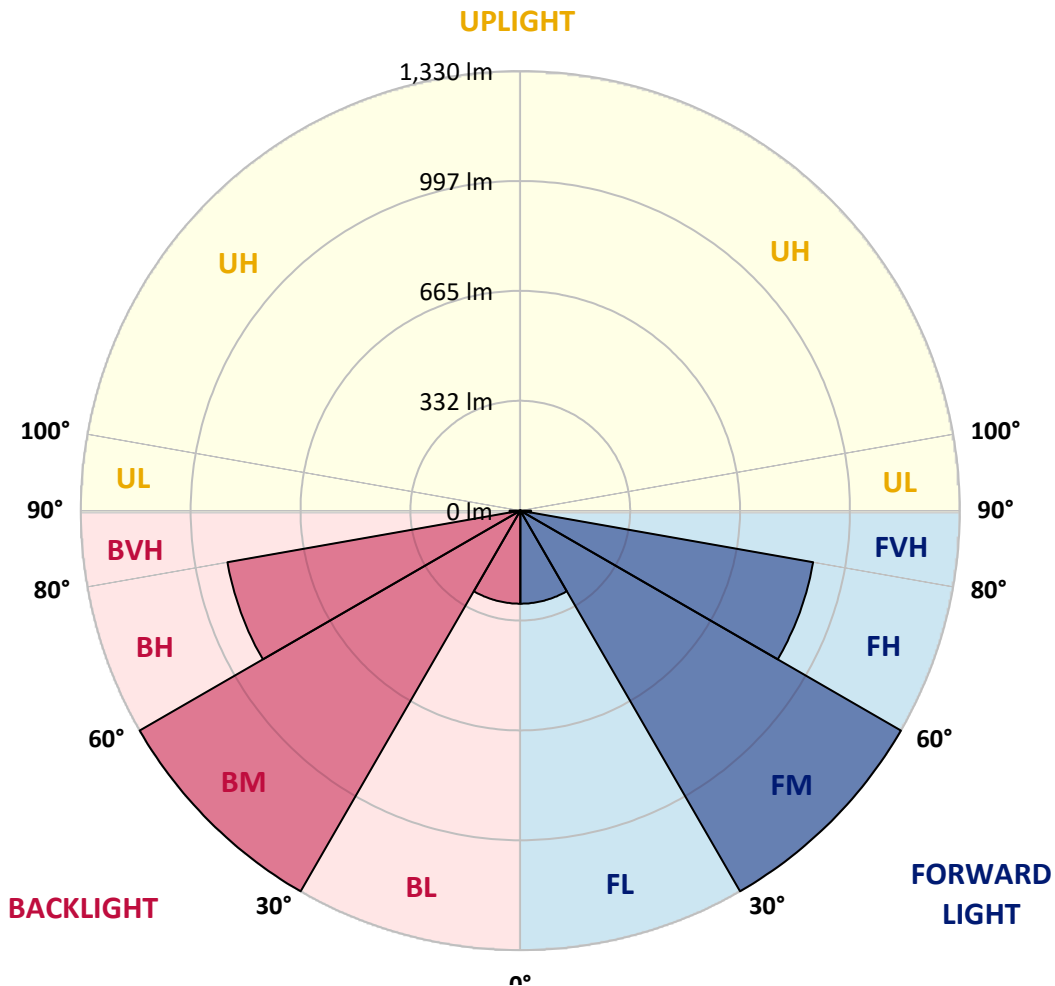
CATALOG NUMBER: GWC-SA1A-740-U-RW

LUMINAIRE CLASSIFICATION SYSTEM LUMEN TABLE AND BUG RATING:

Zone	Lumens	% Fixture	Zone Rating/Lumen Limit		
			B	U	G
FL (0°-30°)	281.6	5.5			
FM (30°-60°)	1329.8	26.1			
FH (60°-80°)	899.7	17.7			G1/1800
FVH (80°-90°)	32.3	0.6			G1/100
BL (0°-30°)	281.6	5.5	B1/500		
BM (30°-60°)	1329.8	26.1	B2/2500		
BH (60°-80°)	899.7	17.7	B2/1000		G2/1000
BVH (80°-90°)	32.3	0.6			G1/100
UL (90°-100°)	0.0	0.0		U0/0	
UH (100°-180°)	0.0	0.0		U0/0	

BUG Rating: B2-U0-G2

Type III Short





REPORT NUMBER: P385487
 CATALOG NUMBER: GWC-SA1A-740-U-RW

CANDELA DISTRIBUTION (FULL):

	0°	5°	15°	25°	35°	45°	55°	65°	75°	85°	90°
0°	528.9	528.9	528.9	528.9	528.9	528.9	528.9	528.9	528.9	528.9	528.9
2.5°	525.2	525.3	526.2	527.2	528.1	530.3	530.8	531.7	532.0	532.9	532.9
5°	520.6	520.9	523.0	525.7	528.8	534.2	538.1	542.6	544.8	547.2	547.0
7.5°	520.1	520.9	523.8	528.2	533.4	542.4	550.6	559.5	565.4	570.9	570.5
10°	525.3	526.7	530.8	537.5	545.1	556.4	568.5	580.4	590.8	599.2	599.5
12.5°	533.4	535.1	541.6	551.6	563.2	577.7	592.0	605.5	619.8	632.3	633.3
15°	543.9	546.2	555.9	570.9	588.6	605.9	621.2	635.0	651.6	668.8	670.5
17.5°	559.6	562.7	575.5	595.8	619.2	638.1	654.1	664.5	678.3	696.1	699.3
20°	583.5	587.4	603.6	627.9	656.3	676.1	688.4	690.6	697.4	713.3	717.1
22.5°	614.6	618.0	636.0	664.9	696.8	718.3	724.7	715.9	715.2	728.0	731.6
25°	649.2	652.2	673.2	705.6	739.9	763.6	763.5	746.2	734.3	744.2	747.9
27.5°	688.1	692.8	713.0	747.1	783.8	807.1	805.8	779.2	756.5	759.0	762.3
30°	732.8	738.0	757.7	792.3	829.0	851.8	850.1	815.0	780.9	774.0	776.4
32.5°	788.2	794.5	813.1	847.2	879.6	900.3	895.3	853.9	810.2	795.4	797.6
35°	854.9	858.6	878.2	911.9	938.1	952.3	941.9	898.9	847.4	829.5	829.5
37.5°	922.4	925.3	947.3	979.9	1005.3	1012.8	992.5	948.2	896.0	870.6	871.1
40°	987.2	995.1	1019.8	1053.3	1078.3	1080.4	1053.4	1004.5	950.1	923.8	926.9
42.5°	1055.0	1062.6	1092.1	1130.0	1152.2	1155.6	1124.0	1067.6	1011.1	989.8	993.2
45°	1115.3	1121.5	1155.6	1199.6	1227.2	1236.1	1198.7	1139.9	1077.1	1056.3	1057.2
47.5°	1157.5	1165.5	1203.0	1254.9	1295.1	1308.8	1272.1	1210.3	1142.1	1116.9	1119.1
50°	1195.7	1199.9	1238.0	1294.6	1345.8	1373.9	1342.5	1279.9	1207.8	1181.0	1183.4
52.5°	1217.0	1222.5	1259.3	1318.3	1378.9	1424.2	1405.1	1342.5	1271.2	1245.1	1248.0
55°	1202.2	1206.2	1250.4	1323.6	1399.3	1455.3	1458.2	1403.8	1333.5	1310.6	1318.8
57.5°	1134.6	1139.7	1193.6	1289.5	1401.9	1476.3	1498.1	1460.6	1391.7	1373.1	1377.8
60°	1029.0	1032.3	1089.8	1197.6	1352.1	1485.0	1523.5	1507.0	1448.6	1430.0	1436.5
62.5°	840.9	845.7	914.4	1058.9	1246.8	1459.2	1548.1	1545.3	1501.7	1484.6	1490.4
65°	574.8	583.2	659.2	841.9	1084.6	1380.4	1570.4	1590.0	1548.6	1527.1	1534.8
67.5°	347.1	353.2	408.3	555.9	830.0	1221.4	1547.4	1640.9	1581.7	1547.0	1553.4
68°	310.3	315.9	361.9	501.6	767.7	1176.6	1526.4	1646.7	1585.2	1546.7	1552.3
70°	187.5	191.2	222.1	310.1	511.9	933.3	1383.3	1641.9	1608.1	1551.5	1554.7
72.5°	122.1	123.3	128.4	159.1	261.5	521.9	1038.2	1530.0	1642.4	1579.3	1578.8
75°	101.5	100.8	101.3	104.9	128.9	228.9	606.7	1208.6	1565.6	1535.4	1524.7
77.5°	85.8	85.3	85.1	85.3	86.3	110.5	263.4	752.9	1198.1	1358.2	1367.8
80°	69.4	68.7	71.0	69.9	66.9	68.7	110.4	313.2	564.7	607.6	569.4
82.5°	50.5	47.9	57.5	54.8	52.2	48.4	60.9	101.1	134.7	92.4	65.0
85°	38.9	36.2	43.7	42.0	35.8	24.7	36.2	49.5	54.6	31.2	24.6
87.5°	15.9	16.7	31.6	24.9	21.0	11.9	14.8	19.8	26.6	13.3	10.2
90°	0.0	0.0	0.0	0.0	0.0	0.0	0.0	0.0	0.0	0.0	0.0

Signify Classified - Internal
Cooper Lighting Solutions Photometric Lab
1121 Highway 74 South
Peachtree City, GA 30269

Scaled Data Report



Report Generated By 670245982

Signify Classified - Internal
Cooper Lighting Solutions Photometric Lab
1121 Highway 74 South
Peachtree City, GA 30269

Scaled Data Report



Signify Classified - Internal
Cooper Lighting Solutions Photometric Lab
1121 Highway 74 South
Peachtree City, GA 30269

Scaled Data Report



Signify Classified - Internal
Cooper Lighting Solutions Photometric Lab
1121 Highway 74 South
Peachtree City, GA 30269

Scaled Data Report





--- HS — SS

Signify Classified - Internal
Cooper Lighting Solutions Photometric Lab
1121 Highway 74 South
Peachtree City, GA 30269

Scaled Data Report



u

Signify Classified - Internal
Cooper Lighting Solutions Photometric Lab
1121 Highway 74 South
Peachtree City, GA 30269

Scaled Data Report



(END OF REPORT)